


How to attend a Microsoft Teams Live Event



PC / Mac


Click the following button in the menu.

STEP 1

● [RACC 12 Live Session](#)

Click “Watch on the web instead” when your web browser starts.

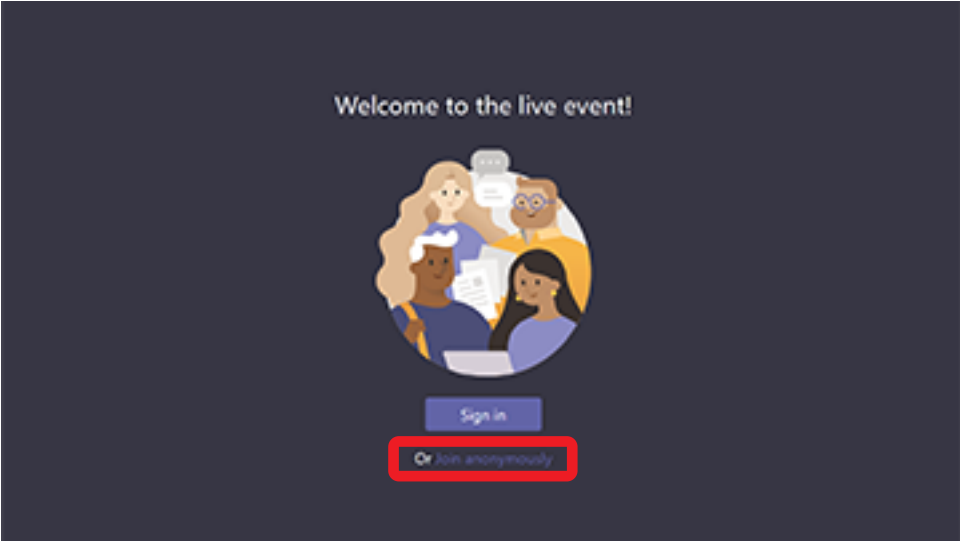
STEP 2



If you have the Teams app, just click “Launch it now”


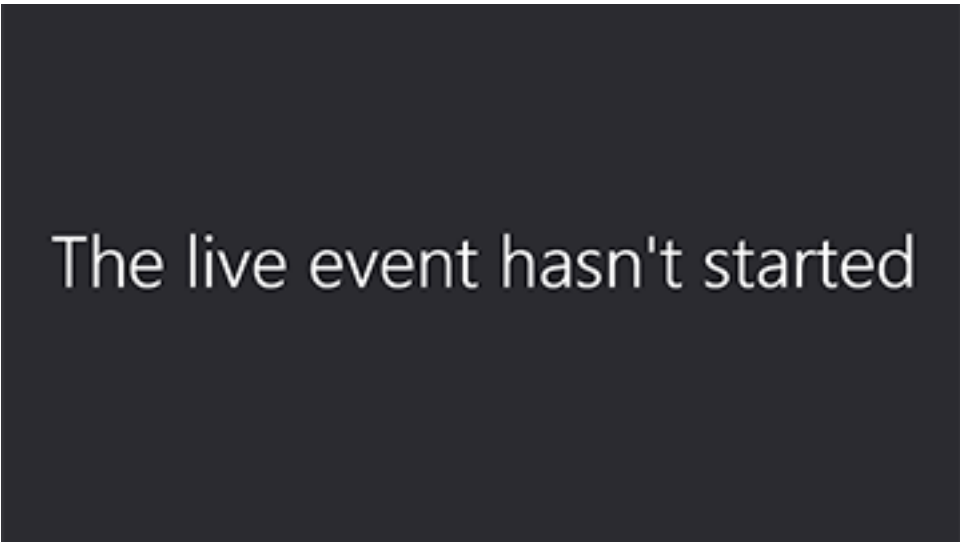
Click “Join anonymously” at the “Welcome to the live event!” page.

STEP 3



Now you can watch the live event.
Please wait for the live event to start.

STEP 4



Smartphone

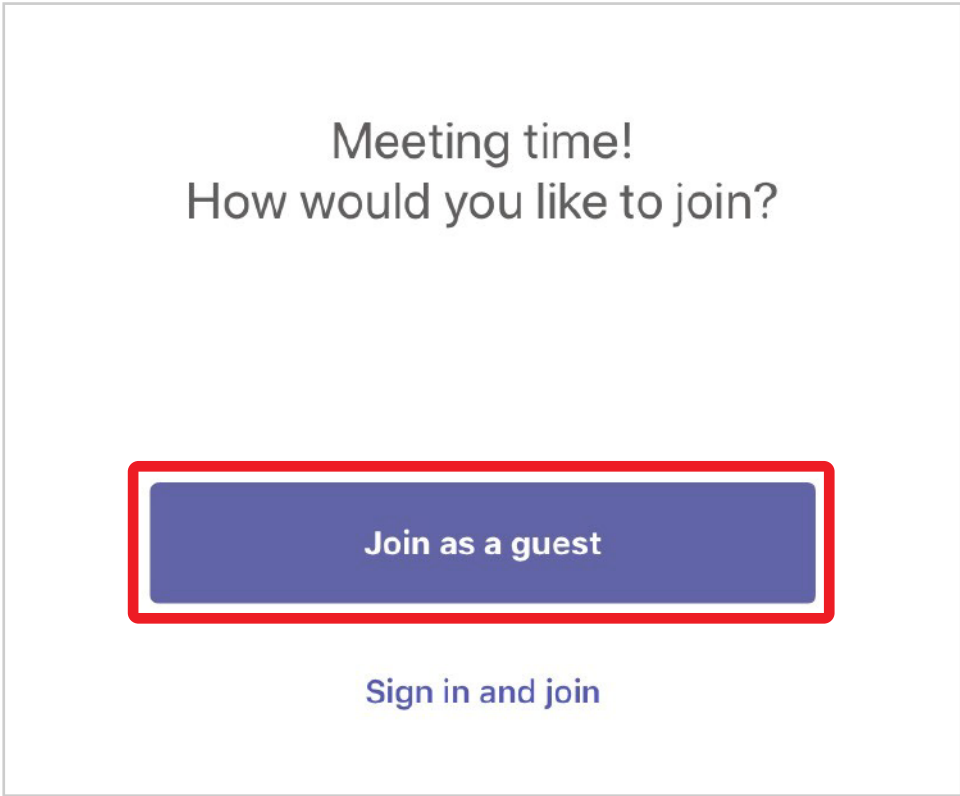
Click the following button in the menu.

STEP 1

● [RACC 12 Live Session](#)

Tap “Join as a guest”.

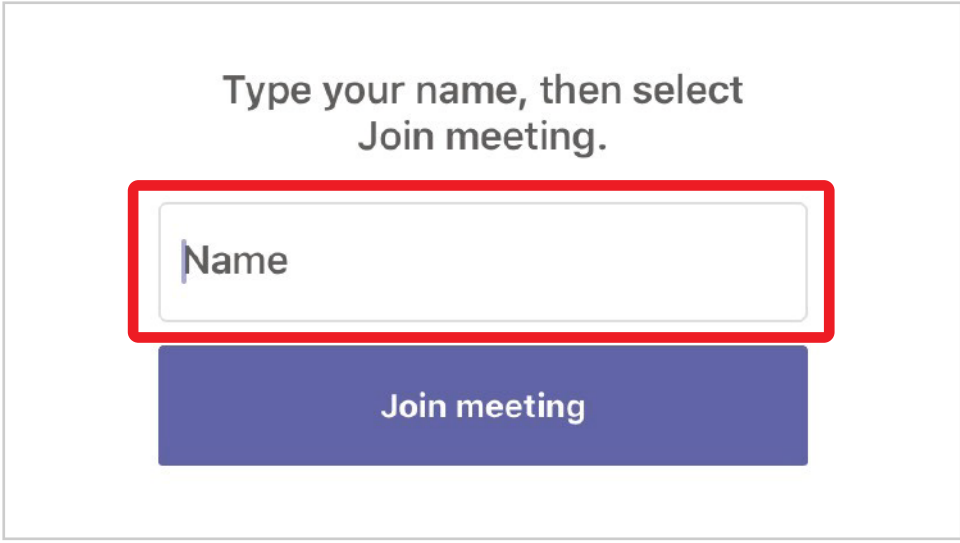
STEP 2



If you have already used the Teams app, you can view the session while you are signed in.

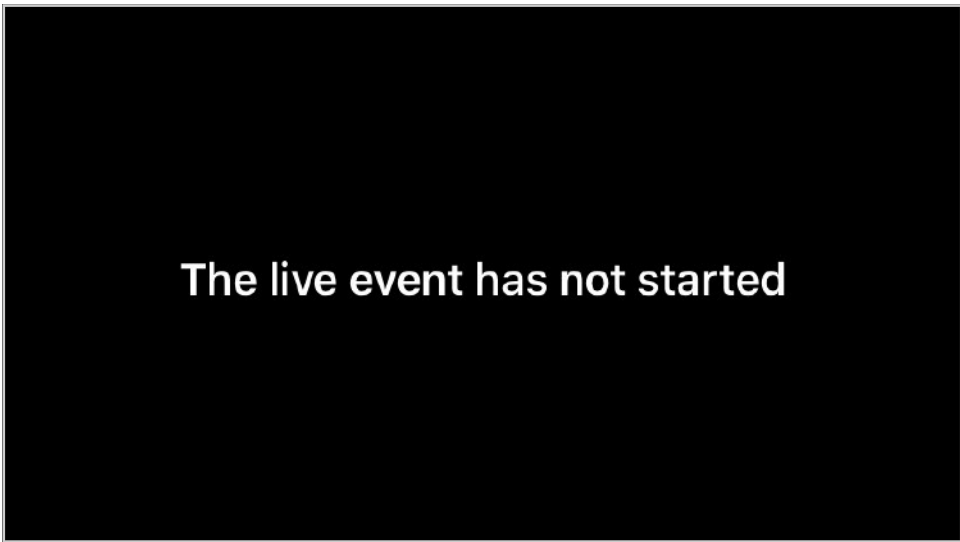
Please enter your name and tap “Join meeting”

STEP 3




Now you can watch the live event.
Please wait for the live event to start.


STEP 4



View Pre-recorded videos and Presentation materials




PC / Mac



Smartphone


Pre-recorded Speeches

Click the following button in each Speakers' profiles to view the Pre-recorded Speeches.



Presentation materials

Click the following button in each Speakers' profiles to view the Presentation materials.



In case if you cannot join the Teams Live, please call +81-(0)75-705-2036
Available time: 21:30 - 25:30 3rd October (JST), 12:30 - 14:00 and 20:30 - 24:30 4th to 6th October (JST)

System Requirements

PC/Mac:

Minimum OS: Windows 8, MacOS X 10

WEB BROWSER (PC/Mac):

Minimum Requirements: Microsoft Edge RS2, Google Chrome (Ver.3), Firefox (Ver.3), Internet Explorer 11

*Safari is not supported.

SMARTPHONE:

Minimum OS Requirements: Android 4.4, iOS 10

The Microsoft Teams app is required. Please download and install the app before you join

Note

- *A connection speed greater than 2Mbps is required to watch Live.
- *Please leave and re-join if you experience technical issues while watching.
- *If you are unable to hear anything, please check that your speakers are not muted or the volume turned down to zero.
- *Click “pause” to temporary stop, “play” to restart playback during the live session. Click “LIVE” to return back to real time live.